



SurveyorConnect

Like

You, Brian N Kyrstin McPeck and 3,075 others like this.



Forum Services About Help Advertise

Login or Register | reset password

Back to the forum index

Linear Fold/expand

Share this thread: 0 0  0

### Carlson Quick keys (CAD/Software/Computers)

by **AKsurveyor**, Wednesday, March 20, 2013, 17:27 (42 days ago)

Greetings all,

Quick background: I am an owning partner in a new surveying firm (at last!). Up until now I have been half in the field as project surveyor/party chief, the other half in the office as project manager/drafter.

I have used LDD since the beginning. Our firm has elected to purchase Carlson 2013 with embedded AutoCAD. I have always had a CAD expert in the office to ask questions. Now, I am the expert (somewhat scary).

So far I'm liking Carlson. I have several questions/issues, but I will start with one. I have a book, A Practical Guide to Carlson Survey 2013, Level 1 by Rick Ellis. It there it talks about adding "quick keys" to speed up command line typing. I do %90 of my drafting from command line typing (it's so much faster). So of course I would like to edit the quick key commands to mimic the Autodesk LDD commands that I am used to.


The problem, the quick key dialog box that is supposed to be under the settings pull-down menu, as per book mentioned above, is nowhere to be found. Where can I customize my quick keys if not from an option on the settings pull-down menu?

<moved to CAD/Software/Computers>

Post reply

803 views [link](#)

### Carlson Quick keys

by **Peter Hughes-Davies**  Far far away, Wednesday, March 20, 2013, 17:43 (42 days ago) @ **AKsurveyor**

try "quickkey" at the command line . . works in Carlson Survey 2010.  
Peter

Post reply

797 views [link](#)

### Carlson Quick keys


by **AKsurveyor**, Wednesday, March 20, 2013, 17:48 (42 days ago) @ **Peter Hughes-Davies**

Thanks for the quick response Peter.  
That command comes up with "Unknown command"

Post reply

795 views [link](#)

### Carlson Quick keys

by **Nate The Surveyor**  Wednesday, March 20, 2013, 17:53 (42 days ago) @ **AKsurveyor**

A few I know:


- C= circle
- Co= copy
- i= inverse
- m= move
- r= redraw

--

Surveying is more than a Job----it is a passion to provide a foundation for future generation, that is beyond reproach.


Nate

Post reply



789 views [link](#)

### Carlson Quick keys

by **Peter Hughes-Davies**  Far far away, Wednesday, March 20, 2013, 17:58 (42 days ago) @ **AKsurveyor**

The AutoCAD shortcut menu can be accessed with "aliasedit" at the command line . . see if that works.

[Post reply](#)

787 views [link](#)

### Carlson Quick keys


by **AKsurveyor**, Thursday, March 21, 2013, 11:15 (42 days ago) @ [Peter Hughes-Davies](#)

I got the error message

[Post reply](#)

436 views [link](#)

### Imbedded Autocad Is Not Autocad

by **Paul in PA**  Wednesday, March 20, 2013, 18:16 (42 days ago) @ [AKsurveyor](#)

It is Autocad Lite and Autodesk purposely disables many commands to encourage you to pay for full Autocad.

Having said that, go to Help/Command Line/Quick Keys to see a list of what is available.

Also if you pick from the pulldown, it will tell you if a Quick Key is available, sometimes in the pulldown itself and other times just look at what appears on your Command Line.

Paul in PA

[Post reply](#)

779 views [link](#)



### Imbedded Autocad Is Not Autocad

by **cptdent**   Clinton, MS, Wednesday, March 20, 2013, 18:37 (42 days ago) @ [Paul in PA](#)

It is stripped down to almost AutoCad Light, but it is not AutoCad Light. I use several AutoCad commands from the keyboard that work and they are not available in AutoCad Light.

[Post reply](#)

759 views [link](#)



### Imbedded Autocad Is Not Autocad

by **AKsurveyor**, Thursday, March 21, 2013, 11:17 (42 days ago) @ [Paul in PA](#)

Thanks Paul.

I found the list of available quick keys and it is quite limited. I need to add more. It looks like others below may have some help for me.

[Post reply](#)

435 views [link](#)

### Carlson Quick keys

by **cptdent**   Clinton, MS, Wednesday, March 20, 2013, 18:24 (42 days ago) @ [AKsurveyor](#)

It would appear that you are using Carlson Survey with embedded AutoCAD. They left out the Quick Keys in the AutoCAD kernel.

There is a workaround and easy fix. Go to the Discussion Groups on the Carlson Web site and search for quick keys.

OR email me your email address and I will send you the fix. One, two, three.....you're back to LDD!! 😊

I also can show you how to get back the Arc command "Draw by Start, End, Direction" too.

[Post reply](#)

770 views [link](#)



### Carlson Quick keys

by **AKsurveyor**, Thursday, March 21, 2013, 11:20 (42 days ago) @ [cptdent](#)

Thanks!

[Post reply](#)

429 views [link](#)

### Carlson Quick keys

by **Ladd Nelson**   Iowa, Wednesday, March 20, 2013, 21:38 (42 days ago) @ [AKsurveyor](#)

The "Quick Keys" command is not part of Carlson Survey with Embedded AutoCAD as it could potentially permit AutoCAD customization beyond that allowed by the Autodesk Developer Network (ADN) OEM requirements.

I briefly described an alternative in the [Need acad.pgp file](#) thread and more verbose [discussions can be found on the Carlson User Forum\(s\)](#).



--

Ladd Nelson


[Post reply](#)
744 views [link](#)

## Carlson Quick keys

by [AKsurveyor](#), Thursday, March 21, 2013, 11:22 (42 days ago) @ [Ladd Nelson](#)

Thanks Ladd!

[Post reply](#)
427 views [link](#)

## Carlson Quick keys

by [JPH](#), Thursday, March 21, 2013, 04:53 (42 days ago) @ [AKsurveyor](#)

This is one that I've had for a while. Just copy and paste it into notepad, and save it as:

surv.pgp.

Then put it in:

C:\Program Files\Carlson Survey 2013\Support

(Some of them won't work - probably superseded by other ACAD commands).

3A, \*3DARRAY  
 3DO, \*3DORBIT  
 3F, \*3DFACE  
 3P, \*3DPOLY  
 A, \*ARC  
 ADC, \*ADCENTER  
 AA, \*AREA  
 AL, \*ALIGN  
 AP, \*APpload  
 AR, \*ARRAY  
 ATT, \*ATTDEF  
 -ATT, \*-ATTDEF  
 ATE, \*ATTEDIT  
 -ATE, \*-ATTEDIT  
 ATTE, \*-ATTEDIT  
 B, \*BLOCK  
 BL, \*-BLOCK  
 BH, \*BHATCH  
 BO, \*BOUNDARY  
 -BO, \*-BOUNDARY  
 BR, \*BREAK  
 C, \*CIRCLE  
 CHP, \*CHANGE  
 -CH, \*CHANGE  
 CHA, \*CHAMFER  
 COL, \*COLOR  
 COLOUR, \*COLOR  
 CO, \*COPY  
 D, \*DIMSTYLE  
 DAL, \*DIMALIGNED  
 DAN, \*DIMANGULAR  
 DBA, \*DIMBASELINE  
 DBC, \*DBCCONNECT  
 DCE, \*DIMCENTER  
 DCO, \*DIMCONTINUE  
 DDI, \*DIMDIAMETER  
 DED, \*DIMEDIT  
 DI, \*DIST  
 DIV, \*DIVIDE  
 DLI, \*DIMLINEAR  
 DO, \*DONUT  
 DOR, \*DIMORDINATE  
 DOV, \*DIMOVERRIDE  
 DR, \*DRAWORDER  
 DRA, \*DIMRADIUS  
 DS, \*DSETTINGS  
 DST, \*DIMSTYLE



DT, \*DTEXT  
DV, \*DVIEW  
E, \*ERASE  
EB, \*DDATTE  
ED, \*DDEDIT  
EL, \*ELLIPSE  
EX, \*EXTEND  
EXIT, \*QUIT  
EXP, \*EXPORT  
EXT, \*EXTRUDE  
F, \*FILLET  
FI, \*FILTER  
G, \*GROUP  
-G, \*-GROUP  
GR, \*DDGRIPS  
H, \*HATCH  
HE, \*HATCHEDIT  
HI, \*HIDE  
DIN, \*INSERT  
ID, \*PT\_ID  
IN, \*-INSERT  
IAD, \*IMAGEADJUST  
IAT, \*IMAGEATTACH  
ICL, \*IMAGECLIP  
IM, \*IMAGE  
-IM, \*-IMAGE  
IMP, \*IMPORT  
INT, \*INTERSECT  
INF, \*INTERFERE  
IO, \*INSERTOBJ  
J, \*NEARJOIN  
L, \*LINE  
LD, \*LAYER  
LA, \*-LAYER  
LE, \*QLEADER  
LEN, \*LENGTHEN  
LI, \*LIST  
LINEWEIGHT, \*LWEIGHT  
LO, \*-LAYOUT  
LS, \*LIST  
LT, \*LINETYPE  
-LT, \*-LINETYPE  
LTYPE, \*LINETYPE  
-LTYPE, \*-LINETYPE  
LTS, \*LTSCALE  
LW, \*LWEIGHT  
M, \*MOVE  
MA, \*MATCHPROP  
MAP, \*EXPORT\_SHP  
ME, \*MEASURE  
MI, \*MIRROR  
ML, \*MLINE  
MO, \*PROPERTIES  
MP, \*MATCHPROP  
MS, \*MSPACE  
MT, \*MTEXT  
MV, \*MVIEW  
O, \*OFFSET  
OP, \*OPTIONS  
ORBIT, \*3DORBIT  
OS, \*OSNAP  
-OS, \*-OSNAP  
P, \*PAN  
-P, \*-PAN  
PA, \*PASTESPEC  
PARTIALOPEN, \*-PARTIALOPEN  
PE, \*PEDIT  
PL, \*PLINE  
PO, \*POINT  
POL, \*POLYGON  
PR, \*OPTIONS  
PRCLOSE, \*PROPERTIESCLOSE  
PROPS, \*PROPERTIES  
PRE, \*PREVIEW  
PRINT, \*PLOT  
PS, \*PSPACE  
PU, \*PURGE

R, \*REDRAW  
 RA, \*REDRAWALL  
 RG, \*REGEN  
 REA, \*REGENALL  
 REC, \*RECTANGLE  
 REG, \*REGION  
 REN, \*RENAME  
 -REN, \*-RENAME  
 REV, \*REVOLVE  
 RM, \*DDRMODES  
 RO, \*ROTATE  
 RPR, \*RPREF  
 RR, \*RENDER  
 S, \*STRETCH  
 SA, \*SAVE  
 SC, \*SCALE  
 SCR, \*SCRIPT  
 SE, \*DSETTINGS  
 SEC, \*SECTION  
 SET, \*SETVAR  
 SHA, \*SHADE  
 SL, \*SLICE  
 SN, \*SNAP  
 SO, \*SOLID  
 SP, \*SPELL  
 SPL, \*SPLINE  
 SPE, \*SPLINEDIT  
 ST, \*STYLE  
 SU, \*SUBTRACT  
 T, \*MTEXT  
 -T, \*-MTEXT  
 TA, \*TABLET  
 TH, \*THICKNESS  
 TI, \*TILEMODE  
 TO, \*TOOLBAR  
 TOL, \*TOLERANCE  
 TOR, \*TORUS  
 TR, \*TRIM  
 TW, \*TWISTTXT  
 UC, \*DDUCS  
 UCP, \*DDUCSP  
 UN, \*UNITS  
 -UN, \*-UNITS  
 UNI, \*UNION  
 V, \*VIEW  
 -V, \*-VIEW  
 VP, \*VPLAYER  
 -VP, \*VPLAYER  
 W, \*WBLOCK  
 -W, \*-WBLOCK  
 WE, \*WEDGE  
 X, \*EXPLODE  
 XA, \*XATTACH  
 XB, \*XBIND  
 -XB, \*-XBIND  
 XC, \*XCLIP  
 XL, \*XLINE  
 XR, \*XREF  
 -XR, \*-XREF  
 Z, \*ZOOM

; The following are alternative aliases and aliases as supplied  
 ; in AutoCAD Release 13.

AV, \*DSVIEWER  
 CP, \*COPY  
 DIMALI, \*DIMALIGNED  
 DIMANG, \*DIMANGULAR  
 DIMBASE, \*DIMBASELINE  
 DIMCONT, \*DIMCONTINUE  
 DIMDIA, \*DIMDIAMETER  
 DIMED, \*DIMEDIT  
 DIMTED, \*DIMTEDIT  
 DIMLIN, \*DIMLINEAR  
 DIMORD, \*DIMORDINATE  
 DIMRAD, \*DIMRADIUS  
 DIMSTY, \*DIMSTYLE

```

DIMOVER, *DIMOVERRIDE
LEAD, *LEADER
TM, *TILEMODE

; Aliases for Hyperlink/URL Release 14 compatibility
SAVEURL, *SAVE
OPENURL, *OPEN
INSERTURL, *INSERT

; Aliases for commands discontinued in AutoCAD 2000:
AAD, *DBCONNECT
AEX, *DBCONNECT
ALI, *DBCONNECT
ASQ, *DBCONNECT
ARO, *DBCONNECT
ASE, *DBCONNECT
DDATTDEF, *ATTDEF
DDATTEXT, *ATTEXT
DDCHPROP, *PROPERTIES
DDCOLOR, *COLOR
DDLMODES, *LAYER
DDLTYPE, *LINETYPE
DDMODIFY, *PROPERTIES
DDOSNAP, *OSNAP
DDUCS, *UCS


; Autocad Map Aliases
ADELOGIN, *MAPLOGIN
MAPADMIN, *MAPTOPOADMIN
MAPBROWSELPN, *MAPBROWSELINK
MAPDEFINELPN, *MAPDEFINELT
MAPQUERY, *MAPTOPOQUERY
MAPWSEXECUTEQUERY, *MAPWSQUERYEXECUTE
MAPABOUT, *ABOUT

```

[Post reply](#)

621 views [link](#)

### Carlson Quick keys

by **Frank Willis**  Alexandria, LA, Thursday, March 21, 2013, 04:55 (42 days ago) @ [JPH](#)

That is an EXCELLENT post.

--


<http://www.willisengineering.com/>

[Post reply](#)



616 views [link](#)

### Carlson Quick keys

by **RFB**  Old Florida, Thursday, March 21, 2013, 04:57 (42 days ago) @ [JPH](#)

I have Carlson 2013 Survey w/embedded.

The pgp files **DO NOT** work on my machine.

OR they are overridden by the software somehow.

--

"I will set no base or wicked thing before my eyes..."  
(Psalm 101:3, AMP)

[Post reply](#)



616 views [link](#)

### Carlson Quick keys

by **JPH**, Thursday, March 21, 2013, 05:06 (42 days ago) @ [RFB](#)

Sorry, I have CS12, so I don't know if they changed things for 13, to prevent the use of the pgp file.

That will make me re-think upgrading, for sure.

[Post reply](#)



611 views [link](#)

### Carlson Quick keys

by **jwc2010**, Western North Carolina, Thursday, March 21, 2013, 07:08 (42 days ago) @ [RFB](#)

I have Carlson 2013 Survey w/embedded.  
 The pgp files **DO NOT** work on my machine.  
 OR they are overridden by the software somehow.


I have the same build, CS 2013 w/ Embedded ACAD, works fine for me. I was a bit worried it wouldn't work before I upgraded so I had one of my friends test it for me on their 2013 build and he didn't have any problems so I went for it. I'm running it on Windows 7. Might want to double check the file path you've placed it...just a guess.

Wes

[Post reply](#)

515 views [link](#)

### Carlson Quick keys

by **Ladd Nelson**  Iowa, Thursday, March 21, 2013, 08:12 (42 days ago) @ [JPH](#)

This is one that I've had for a while. Just copy and paste it into notepad, and save it as:

surv.pgp.

Then put it in:

C:\Program Files\Carlson Survey 2013\Support

The path described above won't likely lead to immediate results unless that path is added into the Support File Search Path via Settings -- AutoCAD options. A better approach would be to locate the file in the "User" path as an approach similar to that described in [Item 2 in the "Carlson Survey 2013 Template?" thread](#). Be aware, however, you'd use Windows Explorer (or Start -- Run) to locate the path rather than the dialog box shown in the aforementioned thread.

--

Ladd Nelson



[www.carlson.com](http://www.carlson.com)

[Post reply](#)



498 views [link](#)

### Carlson Quick keys

by **JPH**, Thursday, March 21, 2013, 08:25 (42 days ago) @ [Ladd Nelson](#)

Hmmm....that's where it is in mine, and it works...??



[Post reply](#)

492 views [link](#)

### Carlson Quick keys

by **AKsurveyor**, Thursday, March 21, 2013, 11:23 (42 days ago) @ [JPH](#)

Thanks JPH!

[Post reply](#)

427 views [link](#)

[Back to the forum index](#)

[RSS Feed of thread](#)



#### ABOUT

- Terms of Use
- About Us
- FAQ
- User Directory
- Donate
- Advertise

#### FOLLOW

- Facebook
- Twitter
- LinkedIn
- FriendFeed
- YouTube
- News Feed

#### SERVICES

- Discussion Forum
- Newsletter
- Web Design
- Web Hosting
- Referral Program

#### INFORMATION

- Search
- Statistics
- Forum Rules
- Contact Us
- Media Kit
- RSS Forum Threads
- RSS Forum Posts

113146 Postings in 9634 Threads, 2541 registered users, 79 users online (16 registered, 63 guests)  
 Forum time: 2013-05-02, 05:14 (America/Los\_Angeles)

**Disclaimer: we do not verify the accuracy of your postings and assume no responsibility for the contents therein.**

Copyright © 2010-2013 · SurveyorConnect